

# How to build a bug hotel!

## You will need:

- A large plastic bottle
- String or twine
- A pair of scissors

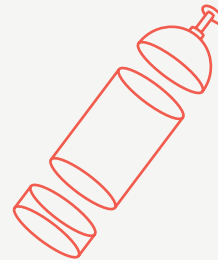


Some natural materials to sit within the hotel. Here's some suggestions:

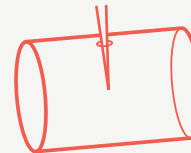
- Sticks
- Pine cones
- Bark
- Leaves
- Straw
- Cardboard
- Stones or pebbles

## How to make it:

**Step 1**  
Cut the plastic into two cylinders.



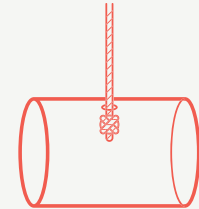
**Step 2**  
Make a small hole in the side of the cylinder that will be large enough to feed your piece of string through.



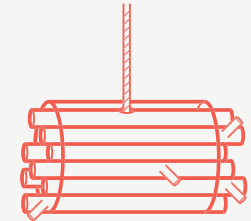
**Step 3**  
Cut a length of string and tie a knot at the end.



**Step 4**  
Take the end of a piece of string (without the knot) and feed it through the cylinder hole, from the inside. This is so you can hang your bug hotel.



**Step 5**  
Arrange your natural materials to sit within each cylinder and hang!



**COMPANY  
SHOP**

Share and tell others about your bug hotel  
#SURPLUSSUPERHEROES

